










RUGBY WORLD CUP 2011 - LOGS





POOL A	PI	W	L	D	Pf	Pa	±	Tf	Ta	Bp	P
New Zealand 	4	4	0	0	240	49	191	36	6	4	20
France 	4	2	2	0	124	96	28	13	9	3	11
Tonga 	4	2	2	0	80	98	-18	7	13	1	9
Canada 	4	1	2	1	82	168	-86	9	20	0	6
Japan 	4	0	3	1	69	184	-115	8	25	0	2
					595	595	0	73	73		



POOL B	PI	W	L	D	Pf	Pa	±	Tf	Ta	Bp	P
England 	4	4	0	0	137	34	103	18	1	2	18
Argentina 	4	3	1	0	90	40	50	10	3	2	14
Scotland 	4	2	2	0	73	59	14	4	4	3	11
Georgia 	4	1	3	0	48	90	-42	3	9	0	4
Romania 	4	0	4	0	44	169	-125	3	21	0	0
					392	392	0	38	38		



POOL C	PI	W	L	D	Pf	Pa	±	Tf	Ta	Bp	P
Ireland 	4	4	0	0	135	34	101	15	3	1	17
Australia 	4	3	1	0	173	48	125	25	4	3	15
Italy 	4	2	2	0	92	95	-3	13	11	2	10
USA 	4	1	3	0	38	122	-84	4	18	0	4
Russia 	4	0	4	0	57	196	-139	8	29	1	1
					495	495	0	65	65		

POOL D	PI	W	L	D	Pf	Pa	±	Tf	Ta	Bp	P
South Africa 	4	4	0	0	166	24	142	21	2	2	18
Wales 	4	3	1	0	180	34	146	23	4	3	15
Samoa 	4	2	2	0	91	49	42	10	5	2	10
Fiji 	4	1	3	0	59	167	-108	7	19	1	5
Namibia 	4	0	4	0	44	266	-222	5	36	1	0
					540	540	0	66	66		

QUARTER FINALS	PI	W	L	D	Pf	Pa	±	Tf	Ta
Ireland (Winner Pool C) 	1	0	1	0	10	22	-12	1	3
Wales (Runner Up Pool D) 	1	1	0	0	22	10	12	3	1
England (Winner Pool B) 	1	0	1	0	12	19	-7	2	2
France (Runner Up Pool A) 	1	1	0	0	19	12	7	2	2
South Africa (Winner Pool D) 	1	0	1	0	9	11	-2	0	1
Australia (Runner Up Pool C) 	1	1	0	0	11	9	2	1	0
New Zealand (Winner Pool A) 	1	1	0	0	33	10	23	2	1
Argentina (Runner Up Pool B) 	1	0	1	0	10	33	-23	1	2
					126	126	0	12	12

SEMI FINALS	PI	W	L	D	Pf	Pa	±	Tf	Ta
Wales (Winner QF1) 	1	0	1	0	8	9	-1	1	0
France (Winner QF2) 	1	1	0	0	9	8	1	0	1
Australia (Winner QF3) 	1	0	1	0	6	20	-14	0	1
New Zealand (Winner QF4) 	1	1	0	0	20	6	14	1	0

3rd PLACE PLAY-OFF	PI	W	L	D	Pf	Pa	±	Tf	Ta
Wales (Loser SF1) 	0	0	0	0	0	0	0	0	0
Australia (Loser SF2) 	0	0	0	0	0	0	0	0	0

FINAL	PI	W	L	D	Pf	Pa	±	Tf	Ta
France (Winner SF1) 	0	0	0	0	0	0	0	0	0
New Zealand (Winner SF2) 	0	0	0	0	0	0	0	0	0

Legend

PI = Played
W = Won
L = Lost
D = Draw
Pf = Points for
Pa = Points against
± = Difference
Tf = Tries for
Ta = Tries against
Bp = Bonus points
P = Log Points